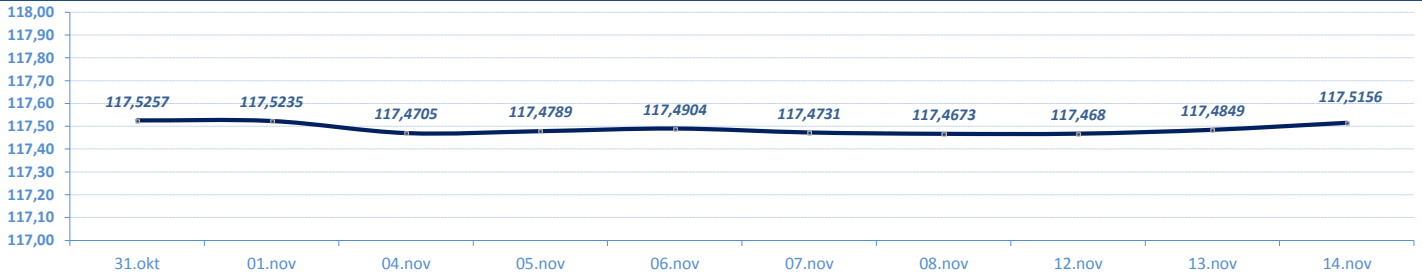


**VESTI / NEWS**

- ▶ **SREDNJI KURS EUR/RSD**: Dinar oslabio u odnosu na evro za 0,0307 dinara, srednji kurs **117,5156**. Obim međubankarske trgovine evrom na dan 13. novembar do 12:30h iznosio je 14,5 miliona evra. NBS nije intervenisala na međubankarskom tržištu (od početka godine ukupno prodala 250 miliona evra i kupila 2.715 miliona evra).
- ▶ **BEOGRADSKA BERZA**: Indeksi zabeležili rast vrednosti. BELEX15 je viši za 0,89% a BELEXline za 0,83%. Promet **manji** u odnosu na prethodni dan, na regulisanom tržištu najviše trgovano akcijama VP Dunava, Galenika Fitofarmacije, NIS-a, Aerodroma Nikola Tesla i Komercijalne banke.

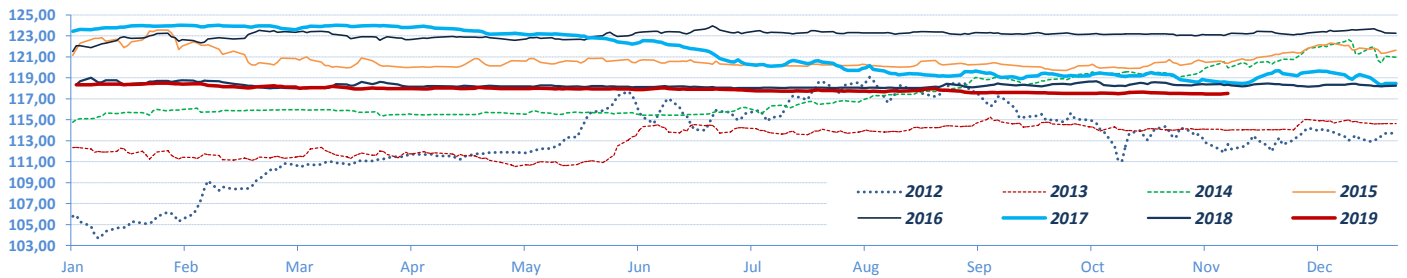
**DEVIZNO TRŽIŠTE / FX MARKET**

**EUR / RSD** (Srednji kurs / Official Middle Rate) ▶ 10 dana / 10 days

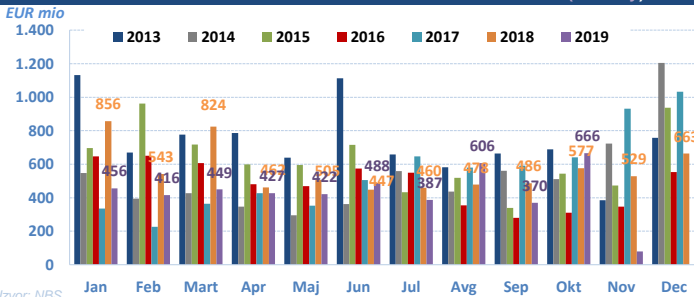


Izvor/Source: NBS

**EUR / RSD** (Srednji kurs/ Official middle rate) ▶ Jan - ....

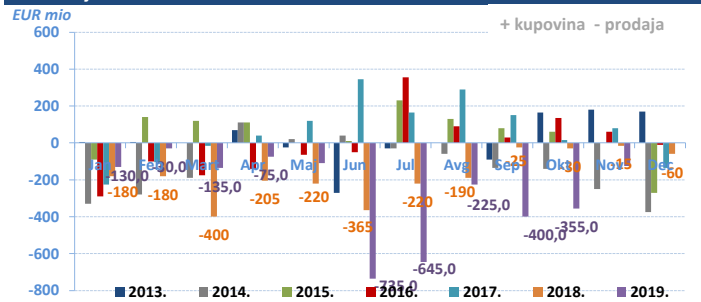


**Promet na međubankarskom tržištu / Volumes on FX Interbank market (eur only)**

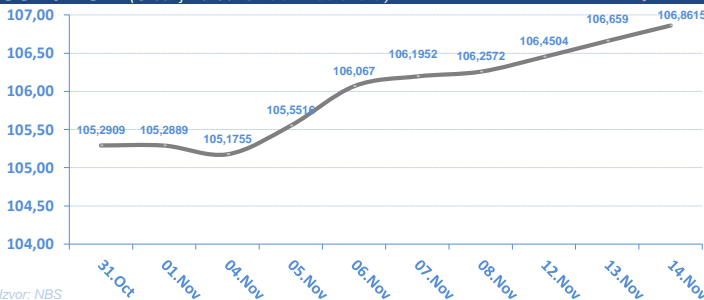


Izvor: NBS

**Intervencije NBS na deviznom tržištu / NBS Interventions on FX interbank market**

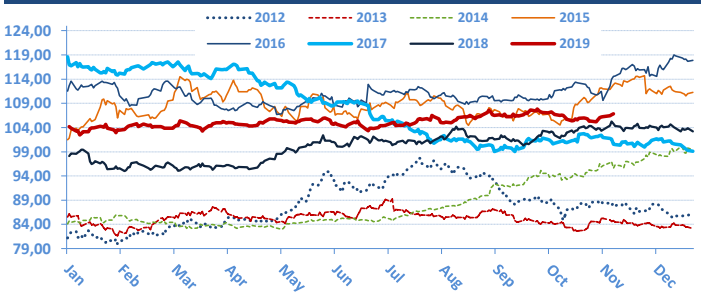


**USD / RSD** (Srednji kurs / Official middle rate) ▶ 10 dana / 10 days



Izvor: NBS

**Jan - ....**

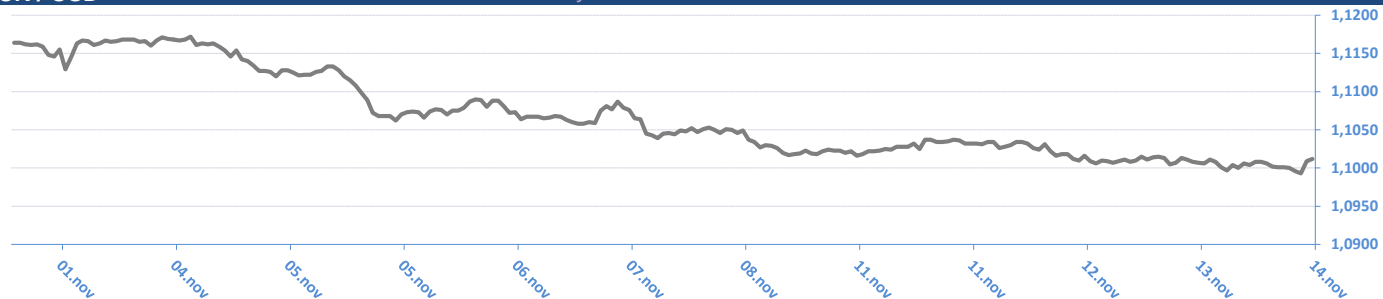


Monthly change	EUR/RSD	%	USD/RSD	%
01.11.19	117,5235	0,01%	105,2889	-2,38%
01.10.19	117,5135	-0,17%	107,8600	0,70%
02.09.19	117,7193	-0,02%	107,1149	0,55%
01.08.19	117,7449	-0,12%	106,5275	2,44%
01.07.19	117,8875	-0,04%	103,9939	-1,42%
03.06.19	117,9288	-0,03%	105,4914	-0,08%
03.05.19	117,9626	-0,01%	105,5783	0,57%
01.04.19	117,9759	-0,13%	104,9794	1,06%
01.03.19	118,1291	-0,25%	103,8772	0,32%
01.02.19	118,4266	0,07%	103,5469	-0,61%
03.01.19	118,3439	0,10%	104,1851	0,14%
03.12.18	118,2313	-0,06%	104,0402	-0,27%
01.11.18	118,2984		104,3196	

Yearly change	EUR/RSD	%	USD/RSD	%
14.11.19	117,5156	-0,70%	106,8615	8,89%
03.01.19	118,3439	0,00%	104,1851	6,16%
03.01.18	118,3431	-4,14%	98,1367	-17,25%
04.01.17	123,4512	1,59%	118,6004	6,34%
04.01.16	121,5145	0,30%	111,5324	9,90%
05.01.15	121,1543	5,58%	101,4863	20,72%
03.01.14	114,7559	2,14%	84,0641	-1,67%
03.01.13	112,3495	6,20%	85,4889	5,32%
04.01.12	105,7880	-0,21%	81,1693	2,16%
04.01.11	106,0156	10,47%	79,4541	18,48%
04.01.10	95,9679	7,17%	67,0635	4,25%
05.01.09	89,5436	12,27%	64,3273	18,68%
03.01.08	79,7577		54,2016	

**EUR / USD**

► 10 dana / 10 days

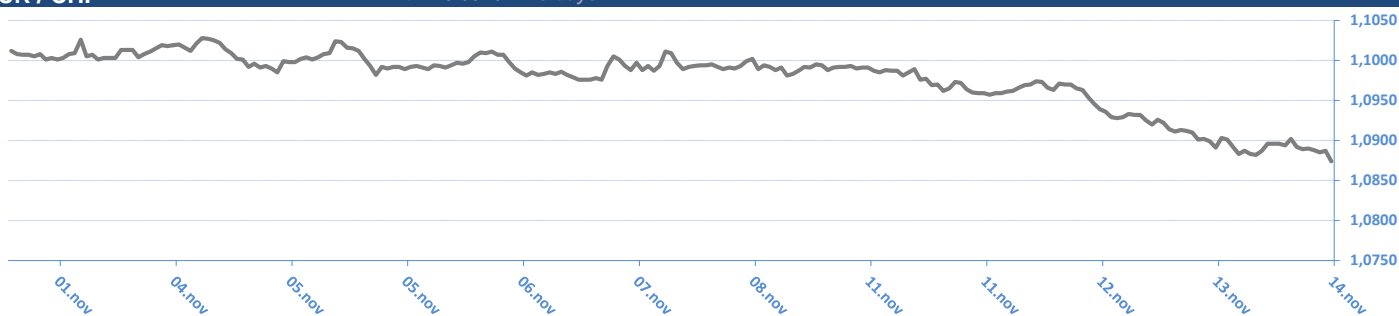


**EUR / USD**



**EUR / CHF**

► 10 dana / 10 days



**EUR / CHF**



Izvor / Source: Reuters

14.11.2019 09:23:35

**EUR / XX**

Valutni par / CCY pair	Kupovni/BID	Prodajni/ASK
EUR/USD	1,1011	1,1014
EUR/JPY	119,7100	119,7600
EUR/GBP	0,8576	0,8578
EUR/CHF	1,0874	1,0879
EUR/DKK	7,4718	7,4729
EUR/NOK	10,1220	10,1260
EUR/SEK	10,7250	10,7281
EUR/CAD	1,4599	1,4604
EUR/AUD	1,6195	1,6198
EUR/HUF	333,6300	333,7200
EUR/CZK	25,5490	25,5570
EUR/PLN	4,2951	4,2963
EUR/HRK	7,4380	7,4430
EUR/RUB	70,6873	70,6979
EUR/NZD	1,7221	1,7226

**USD / XX**

Valutni par / CCY pair	Kupovni/BID	Prodajni/ASK
USD/EUR	0,9079	0,9079
USD/JPY	108,7000	108,7300
USD/GBP	0,7787	0,7789
USD/CHF	0,9874	0,9878
USD/DKK	6,7846	6,7855
USD/NOK	9,1902	9,1932
USD/SEK	9,7386	9,7416
USD/CAD	1,3254	1,3259
USD/AUD	1,4706	1,4708
USD/HUF	302,9200	303,0700
USD/CZK	23,1940	23,2090
USD/SKK	21,5460	21,6000
USD/PLN	3,8999	3,9011
USD/HRK	6,7510	6,7550
USD/RUB	64,1950	64,2050
USD/NZD	1,5637	1,5642

\* Međunarodno devizno međubankarsko tržište / International FX Interbank Market

Izvor / Source: Reuters

**EURIBOR**

SW	-0,483
1M	-0,463
3M	-0,402
6M	-0,336
1Y	-0,261

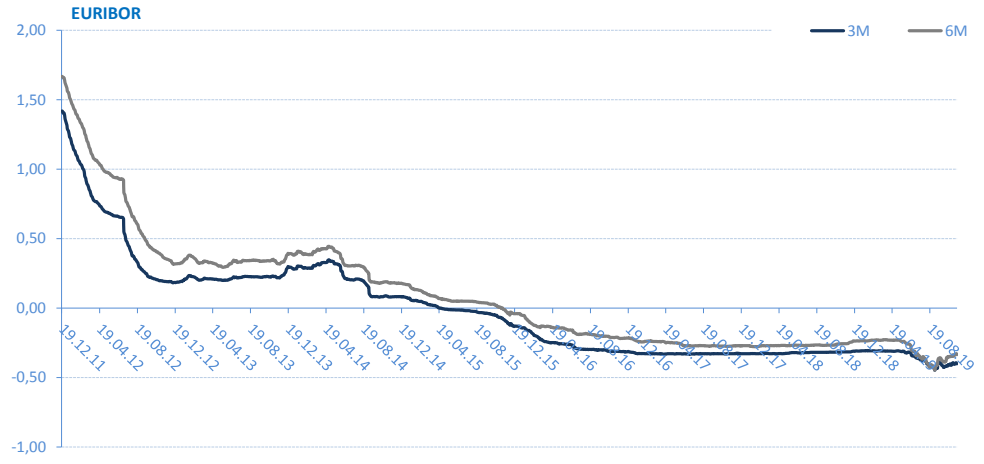
\* Izvor: Reuters; Objavljeno prethodnog radnog dana

**Kamatne stope Centralnih Banaka**

Interest rates of Central banks

CB	Kamatna stopa / Interest rate
USD	1,75
EUR	0,00
GBP	0,75
CAD	1,75
AUD	0,75
JPY	0,10

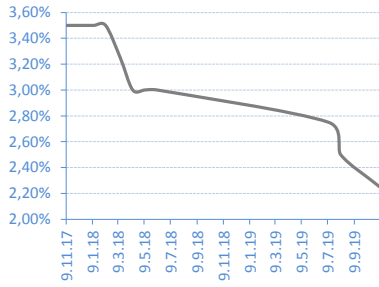
\* Izvor: Reuters; Objavljeno prethodnog radnog dana



**REFERENTNA KAMATNA STOPA NBS / NBS Key Policy Rates**

Date	Rate	Change (%)
07.11.19	2,25%	-10,00%
08.08.19	2,50%	-9,09%
11.07.19	2,75%	-8,33%
08.06.18	3,00%	0,00%
10.05.18	3,00%	0,00%
12.04.18	3,00%	-7,69%
14.03.18	3,25%	-7,14%
08.02.18	3,50%	0,00%
11.01.18	3,50%	0,00%
07.12.17	3,50%	

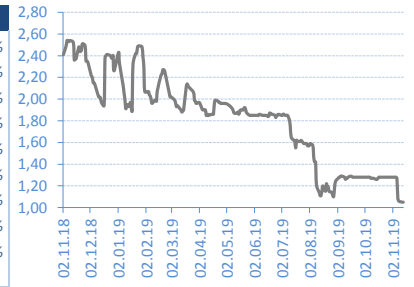
\* Izvor/Source : NBS



**BEONIA**

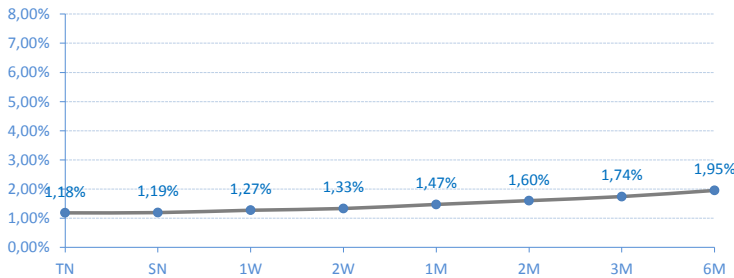
Date	Rate	Change (%)
13.11.19	1,05%	-0,94%
08.11.19	1,06%	-2,75%
07.11.19	1,09%	-14,17%
06.11.19	1,27%	-0,78%
05.11.19	1,28%	0,00%
04.11.19	1,28%	0,00%
01.11.19	1,28%	0,00%
31.10.19	1,28%	0,00%
30.10.19	1,28%	0,00%
29.10.19	1,28%	

\* Izvor/Source : Reuters; Objavljeno prethodnog radnog dana / Published on previous working day



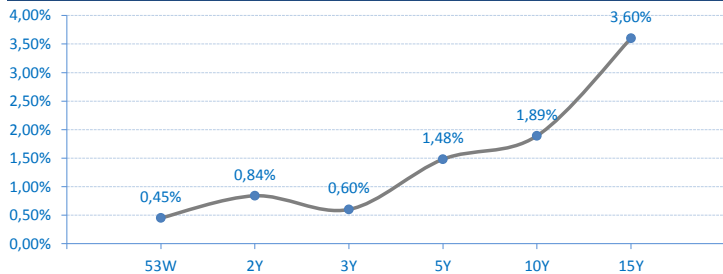
**Kamatne stope/Prinos na tržištu / Market Interest Rates**

**Belibor**



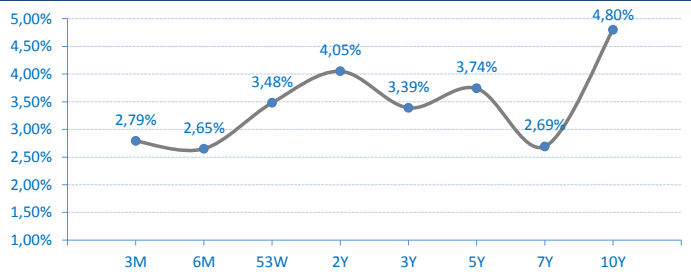
**Državne HOV Republike Srbije u Euvrima - prinosi sa poslednje aukcije**

Government bonds (EUR) of Republic of Serbia - yield on last primary auction



**Državne HOV Republike Srbije u Dinarima - prinosi sa poslednje aukcije**

Government bonds (RSD) of Republic of Serbia - yield on last primary auction



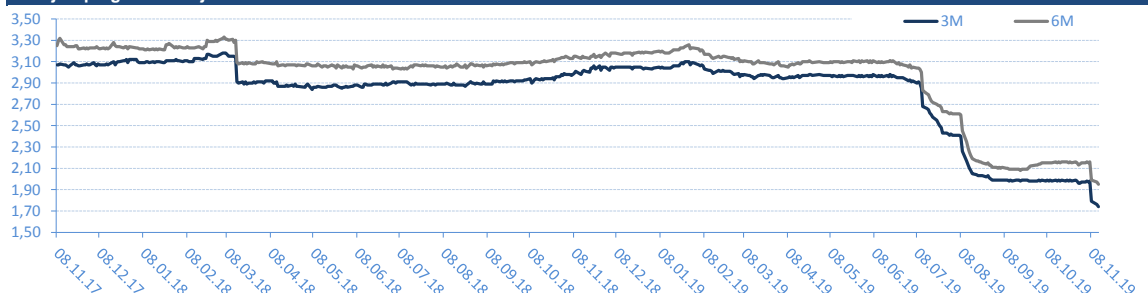
**BELIBOR**

**Trenutne stope / Current rates**

TN	1,18%
SN	1,19%
1W	1,27%
2W	1,33%
1M	1,47%
2M	1,60%
3M	1,74%
6M	1,95%

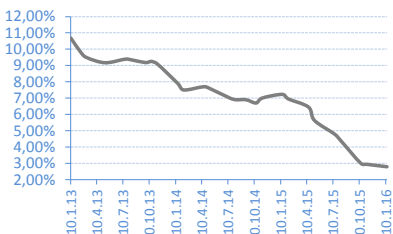
\* Izvor/Source : Reuters; Objavljeno prethodnog radnog dana / Published on previous working day

**Istorijski pregled kretanja 6M i 3M Belibor-a / Historical overview of 6M and 3M Belibor rates**



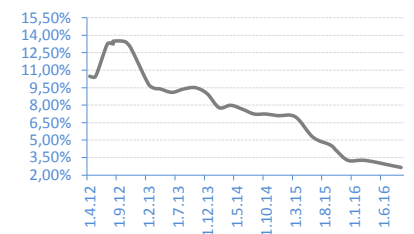
T-BILLS 3M - RSD

Date	Rate	Realisation
14.01.16	2,79%	100,00%
05.11.15	2,94%	100,00%
15.10.15	3,00%	92,18%
06.08.15	4,40%	96,26%
16.07.15	4,79%	98,47%
07.05.15	5,63%	92,92%
16.04.15	6,45%	100,00%
05.02.15	6,95%	45,05%



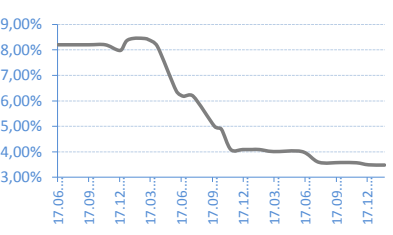
T-BILLS 6M - RSD

Date	Rate	Realisation
01.09.16	2,65%	23,03%
03.03.16	3,25%	96,46%
03.12.15	3,25%	97,22%
08.10.15	4,09%	100,00%
03.09.15	4,57%	87,90%
04.06.15	5,25%	93,30%
05.03.15	7,00%	21,33%
04.12.14	7,10%	100,00%



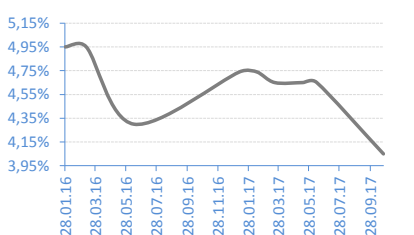
T-BILLS 53W - RSD

Date	Rate	Realisation
06.02.17	3,48%	17,91%
21.12.16	3,49%	32,22%
15.11.16	3,57%	45,64%
28.09.16	3,58%	52,92%
27.07.16	3,59%	49,07%
07.06.16	4,01%	78,06%
15.03.16	4,01%	16,73%
02.02.16	4,09%	63,42%



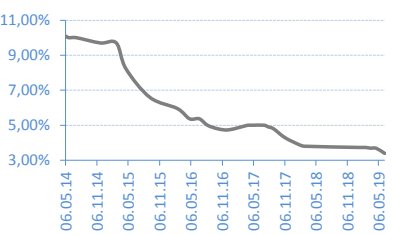
G-BONDS 2Y - RSD

Date	Rate	Realisation
24.10.17	4,05%	116,30%
13.06.17	4,65%	51,56%
16.05.17	4,65%	43,95%
21.03.17	4,65%	100,00%
13.02.17	4,74%	78,80%
10.01.17	4,74%	23,25%
13.06.16	4,30%	95,67%
10.03.16	4,95%	56,41%



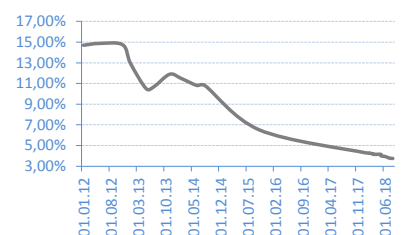
G-BONDS 3Y - RSD

Date	Rate	Realisation
11.06.19	3,39%	62,60%
23.04.19	3,68%	88,70%
19.03.19	3,69%	112,71%
20.02.19	3,73%	120,53%
15.01.19	3,73%	60,94%
28.02.18	3,80%	100,00%
30.01.18	3,88%	34,77%
06.11.17	4,29%	97,97%



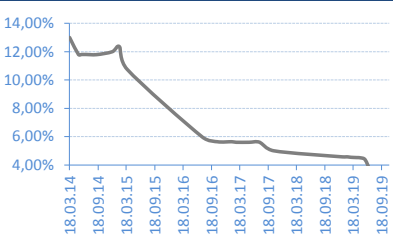
G-BONDS 5Y - RSD

Date	Rate	Realisation
11.09.18	3,74%	98,60%
14.08.18	3,75%	65,62%
17.07.18	3,80%	40,58%
05.06.18	3,95%	35,67%
22.05.18	3,99%	26,18%
08.05.18	4,15%	97,00%
24.04.18	4,15%	52,31%
10.04.18	4,15%	32,63%



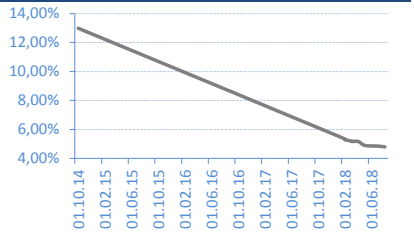
G-BONDS 7Y - RSD

Date	Rate	Realisation
05.11.19	2,69%	100,00%
01.10.19	3,40%	247,35%
03.09.19	3,40%	51,86%
06.08.19	3,50%	47,86%
09.07.19	3,59%	153,64%
04.06.19	4,37%	267,04%
07.05.19	4,50%	134,27%
10.04.19	4,52%	75,42%



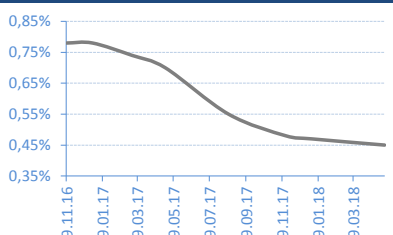
G-BONDS 10Y - RSD

Date	Rate	Realisation
07.08.18	4,80%	26,87%
10.07.18	4,85%	36,97%
15.05.18	4,90%	96,72%
03.04.18	5,17%	26,55%
20.03.18	5,17%	83,61%
06.03.18	5,20%	203,57%



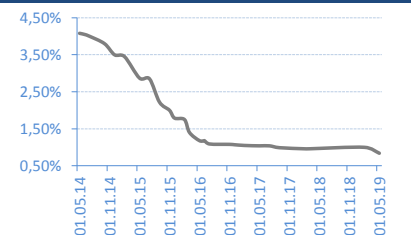
T-BILLS 53W - EUR

Date	Rate	Realisation
21.05.18	0,45%	100,00%
18.01.18	0,47%	98,00%
05.12.17	0,48%	100,00%
30.08.17	0,55%	50,00%
15.05.17	0,70%	91,30%
20.03.17	0,74%	60,00%
12.01.17	0,78%	46,20%
29.11.16	0,78%	100,00%



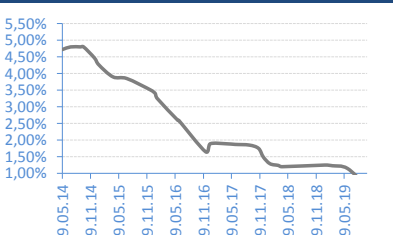
G-BONDS 2Y - EUR

Date	Rate	Realisation
27.05.19	0,84%	148,40%
19.02.19	1,00%	142,00%
22.03.18	0,96%	25,62%
01.02.18	0,96%	52,00%
14.09.17	0,99%	53,60%
12.07.17	1,04%	16,80%
23.05.17	1,04%	99,00%
14.02.17	1,05%	95,35%



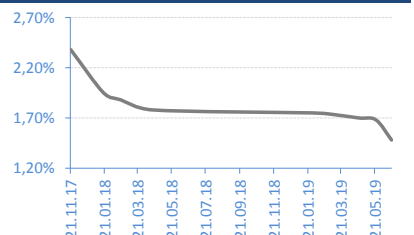
G-BONDS 3Y - EUR

Date	Rate	Realisation
23.10.19	0,60%	100,00%
18.06.19	1,15%	59,14%
12.03.19	1,23%	50,04%
23.01.19	1,25%	32,10%
20.04.18	1,20%	35,96%
28.03.18	1,24%	99,29%
02.02.18	1,29%	100,00%
21.12.17	1,49%	100,00%



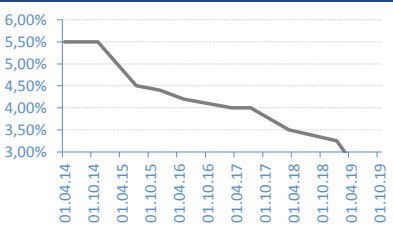
G-BONDS 5Y - EUR

Date	Rate	Realisation
20.06.19	1,48%	47,86%
23.05.19	1,68%	77,32%
22.04.19	1,70%	19,90%
27.02.19	1,74%	37,84%
29.01.19	1,75%	41,25%
16.04.18	1,78%	52,41%
19.02.18	1,88%	79,99%
19.01.18	1,95%	80,28%



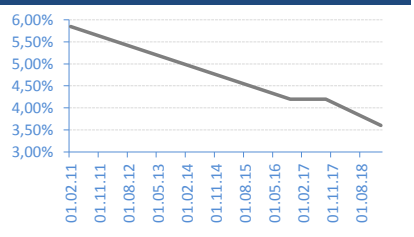
G-BONDS 10Y - EUR

Date	Rate	Realisation
09.10.19	1,89%	100,00%
16.01.19	3,25%	139,40%
26.03.18	3,50%	86,85%
13.07.17	4,00%	42,95%
15.03.17	4,00%	65,60%
25.05.16	4,20%	96,00%
04.12.15	4,40%	100,00%
28.07.15	4,50%	76,77%



G-BONDS 15Y - EUR

Date	Rate	Realisation
06.02.19	3,60%	100,00%
06.09.17	4,20%	70,13%
19.10.16	4,20%	100,00%



## AKCIJE / Shares - REGULISANO TRŽIŠTE / REGULATED MARKET

## Najtrgovanije HOV / Most Active

	Symbol	Closing price	% Change	Open	Max	Min	No of Trades	Volume	Volume RSD
VP Dunav a.d. Backa Palanka	VPDU	20.000	-16,67%	20.000	20.000	20.000	10	394	7.880.000
Galenika Fitofarmacija a.d. Zemun	FITO	3.100	2,51%	3.100	3.100	3.100	4	1.300	4.030.000
NIS a.d. Novi Sad	NIIS	698	0,87%	681	700	681	40	4.508	3.147.065
Aerodrom Nikola Tesla a.d. Beograd	AERO	850	0,12%	810	850	810	24	3.053	2.592.925
Komercijalna banka a.d. Beograd	KMBN	3.280	0,03%	3.280	3.281	3.280	3	630	2.066.485

## Dobitnici / Gainers

	Symbol	Closing price	% Change	Open	Max	Min	No of Trades	Volume	Volume RSD
Kopaonik a.d. Beograd	KOPB	6.900	9,52%	6.900	6.900	6.900	1	100	690.000
Dunav osiguranje a.d. Beograd	DNOS	3.150	4,83%	3.090	3.200	3.090	4	307	967.010
Metalac a.d. Gornji Milanovac	MTLC	1.948	2,53%	1.940	1.950	1.910	6	1.036	2.018.010
Galenika Fitofarmacija a.d. Zemun	FITO	3.100	2,51%	3.100	3.100	3.100	4	1.300	4.030.000
Energoprojekt holding a.d. Beograd	ENHL	680	2,26%	680	680	680	1	48	32.640

## Gubitnici / Decliners

	Symbol	Closing price	% Change	Open	Max	Min	No of Trades	Volume	Volume RSD
VP Dunav a.d. Backa Palanka	VPDU	20.000	-16,67%	20.000	20.000	20.000	10	394	7.880.000

## AKCIJE / SHARES - MTP

## Najtrgovanije HOV / Most Active

	Symbol	Closing price	% Change	Bid (Volume)	Ask (Volume)	No of Trades	Volume	Volume RSD
STUP Vrsac a.d. Vrsac	STUP	9.000	4,71%	9000	9000	9000	2	199
Geosonda - Fundiranje a.d. Beograd	GSFD	676	0,00%	676	676	676	1	64
Telefonkabl a.d. Beograd	TLKB	13.105	0,00%	13105	13105	13105	1	26
Putevi a.d. Uzice	PUUE	140	12,00%	140	140	140	2	15

## Dobitnici / Gainers

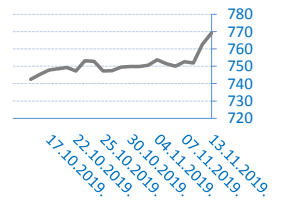
	Symbol	Closing price	% Change	Bid (Volume)	Ask (Volume)	No of Trades	Volume	Volume RSD
Putevi a.d. Uzice	PUUE	140	12,00%	140	140	140	2	15
STUP Vrsac a.d. Vrsac	STUP	9.000	4,71%	9000	9000	9000	2	199

## Gubitnici / Decliners

	Symbol	Closing price	% Change	Bid (Volume)	Ask (Volume)	No of Trades	Volume	Volume RSD
--	--------	---------------	----------	--------------	--------------	--------------	--------	------------

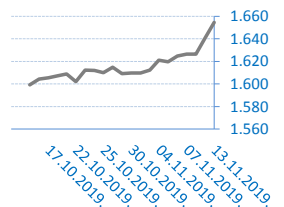
## BELEX15

Vrednost / Value	771,25
Promena / Change	1,93
%	0,25%



## BELEXline

Vrednost / Value	1.654,74
Promena / Change	13,65
%	0,83%



## Kontakti / Contacts:

**Srdan Tomašević**

srdjan.tomasevic@erstebank.rs

Trgovanje / Trading

011/220 9116

**Aleksandar Zarić**

aleksandar.zaric@erstebank.rs

Prodaja / Sales

011/220 9198

**Aleksandra Parčetić**

aleksandra.parcetic@erstebank.rs

Brokersko poslovanje / Brokerage

011/220 9159

**Vladimir Vulević**

vladimir.vulevic@erstebank.rs

Podrška i Razvoj / Support and Development

011 / 201 50 50

**Nenad Đurović**

nenad.djurovic@erstebank.rs

Trgovanje / Trading

011/ 220 9115

**Dušan Stević**

dusan.stevic@erstebank.rs

Prodaja / Sales

011/220 9118

**Goran Sladoje**

goran.sladoje@erstebank.rs

Prodaja / Sales

011/ 220 9132

**Marija Đorđević**

marija.djordjevic@erstebank.rs

Brokersko poslovanje /

Brokerage

011/220 9110

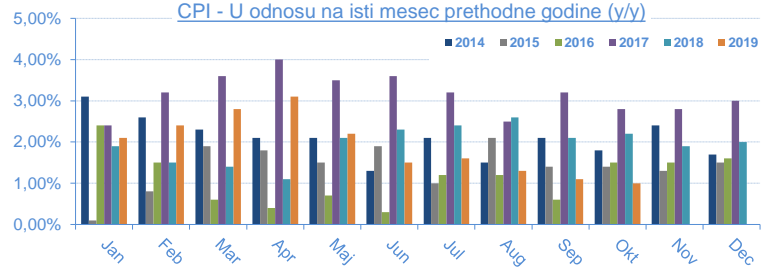
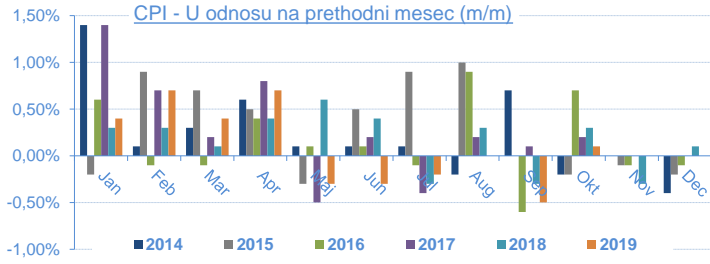
Izveštaj sačinio / Prepared by: Sektor sredstava / Treasury division

Informacije i cene iz ovog pregleda dobijene su iz izvora za koje verujemo da su pouzdani ali ne garantujemo njihovu tačnost i potpunost. Navedene informacije su važeće samo u trenutku njihovog sastavljanja a objavljuju se u ciju opšteg informisanja, pri čemu ne predstavljaju bilo kakav oblik investicionog saveta niti preporuke za investiranje niti na bilo koji način obavezuju Erste Bank ad Novi Sad u pogledu odgovornosti za štetu nastalu upotrebom informacija iz ovog pregleda.

The information and prices in this review are obtained from sources that we believe are reliable, but we do not guarantee their accuracy and completeness. The mentioned information is valid only at the time of their compilation and are published in the general information, whereby they do not represent any form of investment advice or recommendations for investing or in any way obligate Erste Bank ad Novi Sad in respect of liability for damages arising from the use of information referred to in of this review.

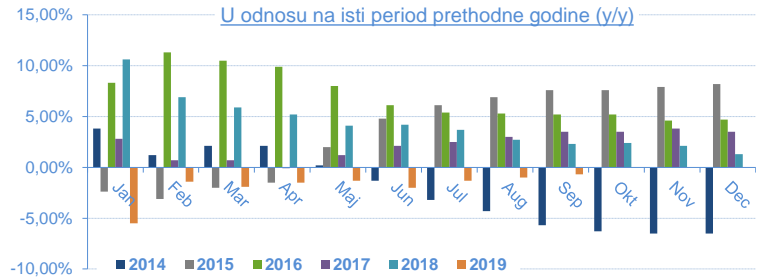
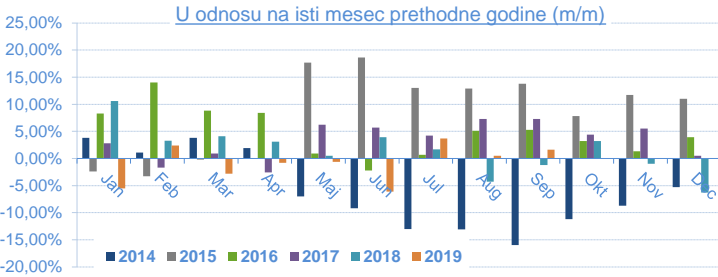
Indeks potrošačkih cena (Consumer Price Index - CPI) / 2018

	Jan	Feb	Mar	Apr	Maj	Jun	Jul	Aug	Sep	Okt	Nov	Dec
U odnosu na prethodni mesec (m/m)	0,40%	0,70%	0,40%	0,70%	-0,30%	-0,30%	-0,20%	0,00%	-0,50%	0,10%		
U odnosu na isti mesec 2018. (y/y)	2,10%	2,40%	2,80%	3,10%	2,20%	1,50%	1,60%	1,30%	1,10%	1,00%		
U odnosu na decembar 2018.		1,10%	1,50%	2,30%	2,00%	1,70%	1,50%	1,50%	1,00%	1,20%		
Datum objavljivanja / Published date	22.02.19	12.03.19	12.04.19	13.05.19	12.06.19	12.07.19	12.08.19	12.09.19	11.10.19	12.11.19		



INDUSTRIJSKA PROIZVODNJA / Industrial production / 2019

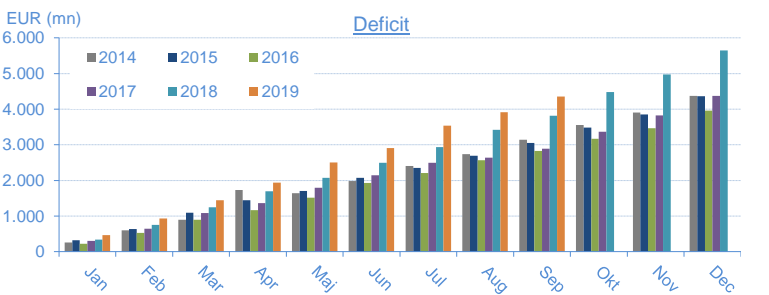
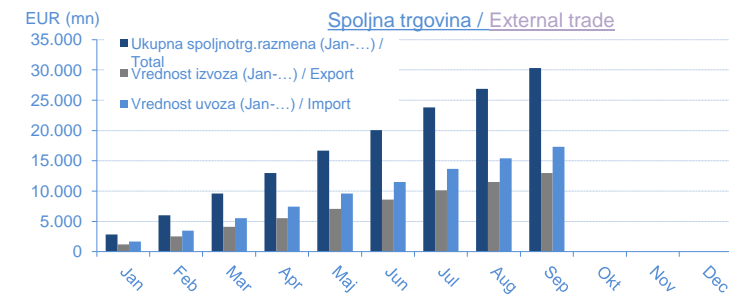
	Jan	Feb	Mar	Apr	Maj	Jun	Jul	Aug	Sep	Okt	Nov	Dec
U odnosu na isti mesec 2018 (m/m)	-5,50%	2,40%	-2,80%	-0,80%	-0,60%	-6,10%	3,70%	0,50%	1,60%			
U odnosu na isti period 2018 (jan-...) (y/y)	-5,50%	-1,40%	-1,90%	-1,50%	-1,30%	-2,00%	-1,30%	-0,70%				
U odnosu na prosek 2018	-12,20%	-7,40%	2,30%	-4,40%	1,10%	-2,50%	1,70%		3,80%			
Datum objavljivanja / Published date	28.02.19	29.03.19	30.04.19	31.05.19	28.06.19	31.07.19	30.08.19	30.09.19	31.10.19			



SPOLJNOTRGOVINSKA ROBNA RAZMENA / External Trade / 2019

\* u eur mln

Mesec/Month	Jan	Feb	Mar	Apr	Maj	Jun	Jul	Aug	Sep	Okt	Nov	Dec
Ukupna spoljnotrg.razmena (Jan-...) / Total	2.840,40	6.015,80	9.626,40	12.958,60	16.675,50	20.077,90	23.801,00	26.891,80	30.323,80			
Promena / Yearly change	7,80%	9,80%	8,10%	8,30%	9,70%	8,00%	9,00%	7,90%	7,90%			
Vrednost izvoza (Jan-...) / Export	1.186,90	2.539,90	4.092,80	5.510,50	7.087,40	8.584,20	10.131,20	11.488,50	12.986,20			
Promena / Yearly change	3,00%	7,10%	6,90%	7,30%	8,30%	6,70%	7,20%	6,90%	7,00%			
Vrednost uvoza (Jan-...) / Import	1.653,50	3.475,90	5.533,60	7.448,10	9.588,10	11.493,70	13.669,80	15.403,30	17.337,60			
Promena / Yearly change	11,50%	11,70%	9,00%	9,00%	10,80%	9,10%	10,40%	8,70%	8,70%			
Deficit (jan-...)	466,70	936,00	1.440,80	1.937,70	2.500,70	2.909,50	3.538,60	3.914,80	4.351,40			
Promena / Yearly change	40,90%	26,50%	15,60%	14,20%	18,80%	17,00%	20,60%	14,50%	14,10%			
Pokrivnost uvoza izvozom (Export/Import ratio)	71,80%	73,10%	74,00%	74,00%	73,90%	74,70%	74,10%	74,60%	74,9%			
Datum objavljivanja / Published date	12.03.19	29.03.19	30.04.19	31.05.19	28.06.19	31.07.19	30.08.19	30.09.19	31.10.19			



BUDŽETSKI BALANS / Budget balance

\* u rsd mln

Budžetski balans u 2018.	32.183,97
January 2019	23.620,61
February 2019	-1.429,81
March 2019	-6.363,12
April 2019	-10.322,94
May 2019	2.776,26
June 2019	13.189,82
July 2019	27.059,77
August 2019	-1.883,59
September 2019	3.248,29
October 2019	
November 2019	
December 2019	
Budžetski balans u 2019. / Total 2019	49.895,29
Planirani deficit u 2019. / Planned	-3.344,12
Ostvarenje plana / Realisation	
Datum ažuriranja / Published date	04.11.19

